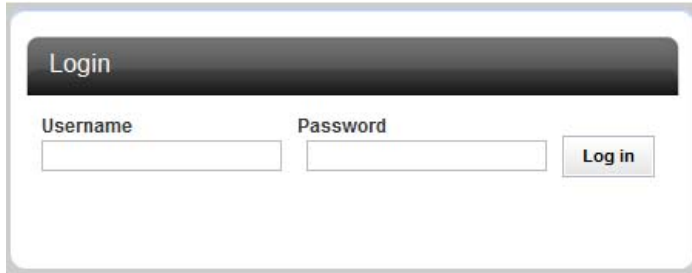


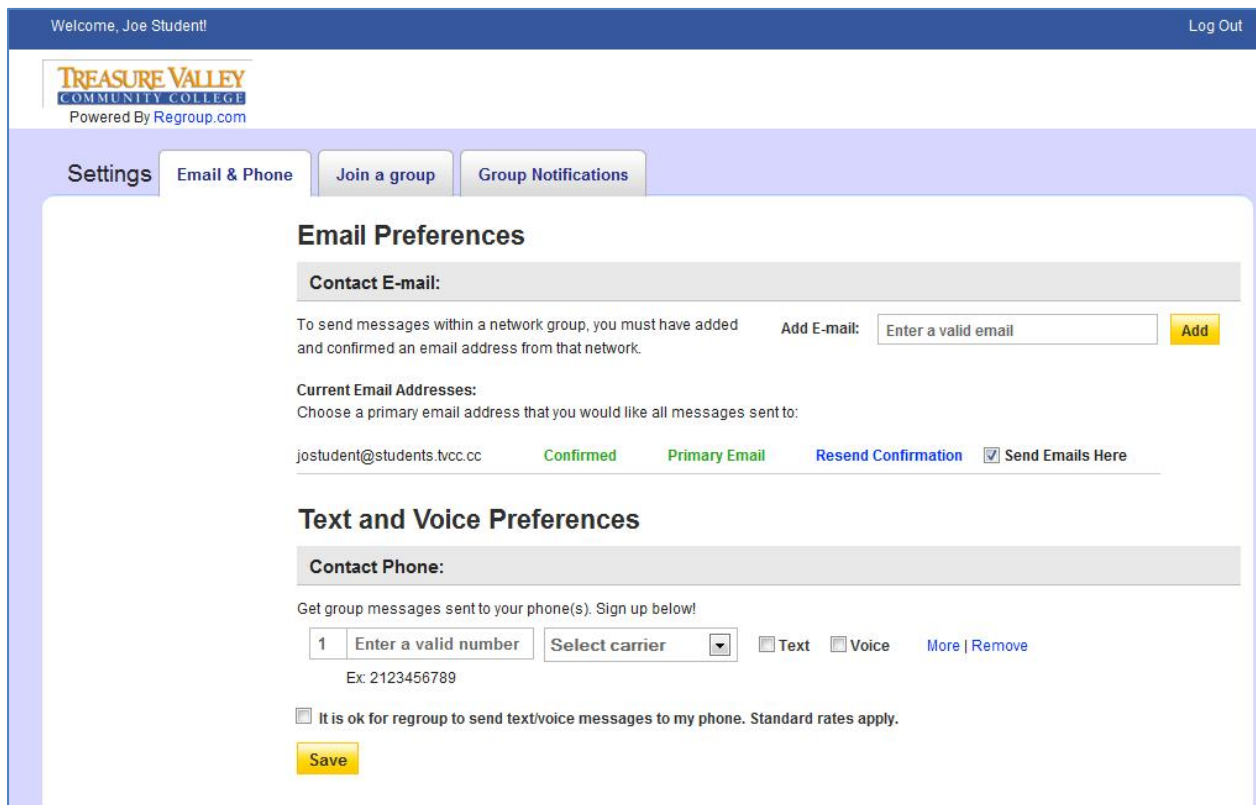
If there was a snow day, would you know? TVCC has partnered with Regroup to provide text, voice, and email alert messaging to the campus community. If you are interested, set up your account today.

In your web browser, type: <http://regroup.tvcc.cc>

Type in your TVCC username and password, then click the Log in box.



The TVCC Alerts page will open.

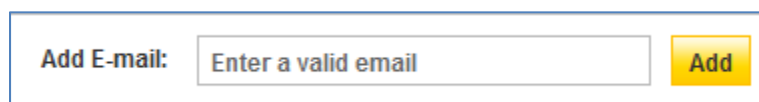


Email Preferences

By default, your TVCC email will be entered as the primary email address set to receive alerts.

You may designate a different Primary Email to use instead.

Just type in the alternate email address and click Add.



Text and Voice Preferences

Text and Voice Preferences

Contact Phone:

Get group messages sent to your phone(s). Sign up below!

1 Enter a valid number Select carrier Text Voice [More](#) | [Remove](#)

Ex: 2123456789

It is ok for regroup to send text/voice messages to my phone. Standard rates apply.

[Save](#)

Enter your phone number (no dashes)

Select your carrier

Select Text and/or Voice messages.

Click in the box "It is ok for regroup to send text/voice messages to my phone. Standard rates apply."

Click Save.

Group Notifications

TREASURE VALLEY
COMMUNITY COLLEGE
Powered By Regroup.com

Settings | Email & Phone | Join a group | **Group Notifications**

Group Notifications

Group Name:	Members	Email Frequency	Text Notifications	
Students Treasure Valley Community College - Oregon	3667	as they're sent ▼	On ▼	Leave group

[Cancel »](#) [Save Settings »](#)

Click the Group Notifications tab. You can change Email Frequency or turn off Text Notifications.

Join a group

The Join a group tab lists different notification groups.

You may join groups that are pertinent to you.